

Tool changer		WW50	WW80	WW100	WW120	WW180	WW220	WW220E	WW250	HW80	Storage stations	Connector
--------------	--	------	------	-------	-------	-------	-------	--------	-------	------	------------------	-----------



Tool changer

Advantages, benefits, comparisons and tips!
Stacks of information all about this product are on page 299.

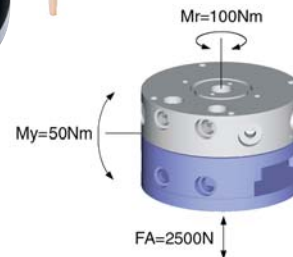
Order no.:	
WW80 F	WW80 L
Coupling stroke [mm]*:	
-	6
Construction height in locked position [mm]**:	
66	66
Handling weight (recommended) max. [kg]:	
20	20
Self-locking via:	
mech.	mech.
Electrical connectors 16 pole***:	
1x	1x
Electrical connectors (empty):	
1x	1x
Pneumatic connectors M5:	
6x	6x
Min./max. operating pressure [bar]:	
4/8	4/8
Repeatability ± [mm]:	
0,02	0,02
Air volume per cycle [cm ³]:	
11	-
Min./max. operating temperature [C°]:	
5/80	5/80
Weight [kg]:	
0,46	0,37

F = fixed part
(robot side)



L = loose part
(tool side)

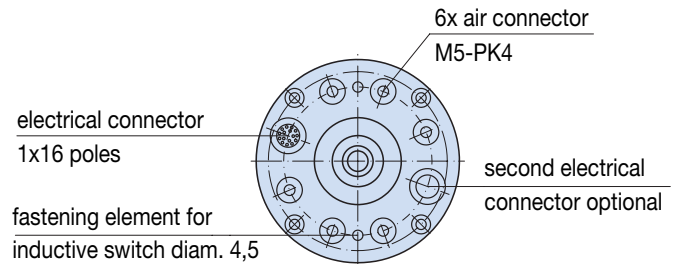
Max Allowable Forces



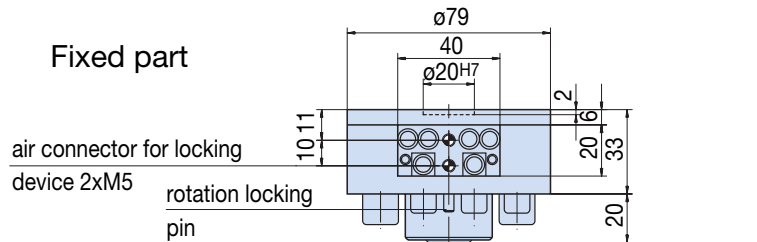
Sommer-automatic
Grippers
Separators
Swivel units
Rotating jaws
Axial compensators
Tool changers
Linear cylinders
Shock absorbers
Rotary cylinders
Air vane motors
Vacuum components
Accessories
Quick finder

All data measured at 6 bar.
* with max. axis deviation of 1.5 mm
** incl. adapter panel (loose part and fixed part)
*** included in shipment (see page 312).

See Page 299 for Accessory list.



Fixed part



Loose part

