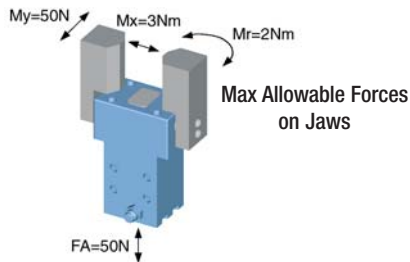


Parallel gripper    Three-jaw gripper    Angle gripper    Internal-hole gripper    Other grippers    **Electric gripper**

GEP1402    GEP1406    **GEP1602**    GEP1606



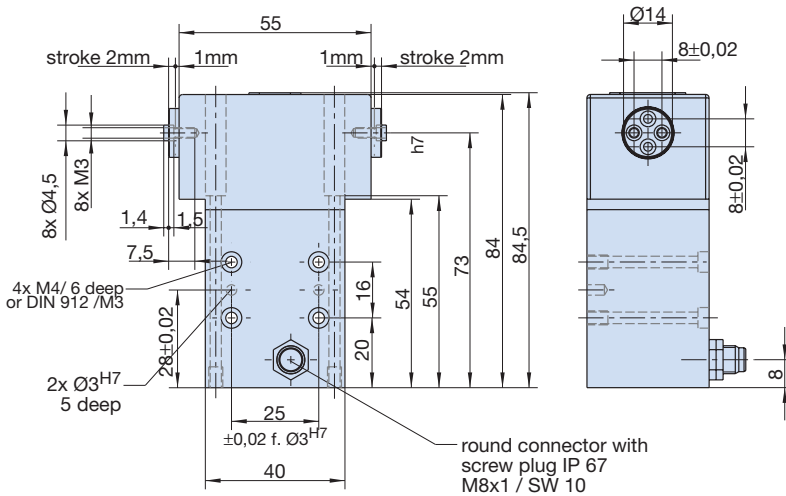
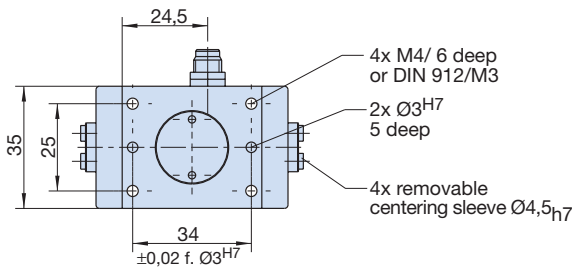
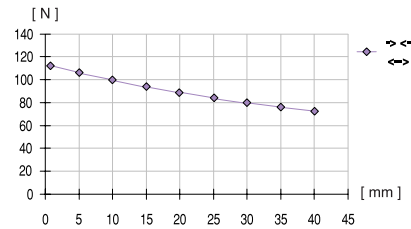
- Sommer-automatic
- Grippers**
- Separators
- Swivel units
- Rotating jaws
- Axial compensators
- Tool changers
- Linear cylinders
- Shock absorbers
- Rotary cylinders
- Air vane motors
- Vacuum components
- Accessories
- Quick finder



## Electric parallel gripper with sealed round guide

Advantages, benefits, comparisons and tips! Stacks of information all about this product are on page 183.

Gripping force as a function of jaw length



Order no.:				
<b>GEP1602</b>				
Drive:				
Electr.				
Stroke per jaw [mm]:				
2				
Gripping force in closing (adjustable) [N]:				
115				
Gripping force in opening (adjustable) [N]:				
115				
Self-locking via:				
mech. + el.				
Closing time/opening time [s]:				
0,2				
Repeatability ± [mm]:				
0,02				
Voltage [V DC]**:				
24				
Current max. adjustable via potentiometer [mA]:				
140				
Min./max. operating temperature [°C]:				
5/80				
Weight [kg]:				
0,300				

All data measured at 140 mA.

\*\* Voltage 12 Volt by request.

See Page 183 for Accessory list.

**DIN Rail Mountable Controller Included!**

Power supply required